



JET-STREAM

COMPACT DUST EXTRACTORS

FINE POLISHING · GRINDING · ENGRAVING
REPAIRS · FINE POWDER CAPTURE

Benefits of a proven design

- Compact, space-saving design
- Whisper quiet operation (built-in silencer)
- Efficient filtration system including high-volume filter bags and medical-grade HEPA filter
- Variable speed, high power blower
- Quick access to filter and motor compartments

Models:

JetStream Basic (JS-0200-D1)


On-Off only, no speed control, 6-foot hose

JetStream Standard (JS-1200)


Variable speed control, "T" connector and two 4-foot hoses

JetStream mc2 (JS-5222-D1S)

Variable speed control, mc² automatic hand-piece start, "T" connector and two 6-foot hoses




LED SplashGuard



LED AirZone



Flex-Capture Arm
with table support



AirBox Mini



Remote foot-pedal



Single station hand remote

Air Flow:	0-240 m ³ /h / 0-141 CFM
Max Pressure:	90" W.C. / 22 kPa
Motor(s):	1.0 kW High Speed Turbine
Electrical:	120V / 8A or 230V / 4A
Dimensions:	11"W x 14.25"D x 12"H / 257mm x 362mm x 308mm
Filter Sequence:	Antimicrobial high capacity bag filter, HEPA Filter
Controls:	Remote ON/OFF
Inlet:	1.5" (38mm) diameter